

U0006

FUNCTIONS



Backrest adjustment : 0 - 68°



Thigh rest adjustment : 0 - 27°



Foot rest mechanical adjustment : 0 - 22°



Vascular position



Fowler position



Cardiac position



Trendelenburg position : 0 - 14°



Anti - trendelenburg position : 0 - 14°



Mattress platform minimum height : 46 cm (150 mm with castor)



Mattress platform maximum height : 83 cm (150 mm with castor)

HOSPITAL BED 4 MOTORS WITH COLUMNS (RH)

OPTIONS

GROUP 1 / CASTOR OPTIONS




T14
130 Kg



T19
150 Kg

GROUP 3 / ELECTRICAL ACCESSORY OPTIONS





GROUP 6 / MATTRESS PLATFORM OPTIONS



GROUP 7 / OTHER ACCESSORY OPTIONS



GROUP 2 / SIDE RAIL OPTIONS



GROUP 4 / BACKREST MOTOR OPTIONS



GROUP 5 / LEGREST MOTOR OPTIONS



DESCRIPTION OF OPTION CODES

T14 CASTOR CENTRAL & DIRECTIONAL LOCK (125 MM)

T19 CASTOR CENTRAL & DIRECTIONAL LOCK (150 MM)

K0 WITHOUT SIDE RAIL

K4 WITH ALUMINIUM SIDE RAIL

E0 WITHOUT ELECTRICAL ACCESSORIES

E1 BATTERY RECHARGEABLE LEAD GEL TYPE. OUTPUT VOLTAGE: 24 V DC. CAPACITY: 1,2 Ah.

E2 NURSE CONTROL PANEL. PROTECTION CATEGORY : IP 66. 15 FUNCTION KEY.

E3 UNDER BED LIGHTING SYSTEM

M1 BACKREST MOTOR (4000 N)

M2 BACKREST CPR MANUAL CONTROL MOTOR (2000 N)

M3 LEGREST MOTOR (4000 N)

M4 LEGREST CPR MANUAL CONTROL MOTOR (2000 N)

Y1 REMOVABLE 4 PARTED MESH PLATFORM.

Y3 REMOVABLE DOUBLE WALLED PE BED PLATFORM

W0 WITHOUT OTHER ACCESSORIES

W1 IV STAND : ONE HEIGHT ADJUSTMENT SYSTEM

W2 LIFTING POLE : BEARING CAPACITY 75 Kg

W3 X-RAY AVAILABLE FOR BACK SIDE WITH CASSETTE HOLDER AND COMPACT LAMINATE

W4 TELEVISION STAND FOR 17" LCD TV

W5 TRACTION APPARATUS

W9 BED EXTENSION : 20 cm.

Red box Must select only one of them.

Green box Must select minimum one. Can select 1-2-3 ... both.

Blue box Do not select the others if you select without accessory. If you select the others you can select all or 1-2-3 ... of them.

GENERAL SPECIFICATIONS

- Easy to clean four-piece bed platform.
- Height, trendelenburg, reverse trendelenburg, head and foot movements with the help of an electrical motor.
- Ergonomic, durable and easily cleanable aluminum rails system with maximum safety designed in accordance with the standards of EN 60601-2-52.
- Head and foot platforms with automatic sliding system.
- Easily removable and installable, hygienic, high resistant head board system designed of compact laminate and aluminum.
- Shock resistance plastic bumper wheels.
- Metal components dyed with anti-corrosion electrostatic powder paint after being treated with phosphate.
- Upper and lower points of lower case regions of the column motor connection regions are covered with PE plastic material in terms of hygiene and ease of cleaning.
- Optional laminate color choice.^(RLX)

TECHNICAL SPECIFICATIONS

■ External dimension	: 102 x 222,5 cm
■ Width outside side rails	: 98 cm
■ Mattres platform	: 89 x 195 cm
■ Bed extension	: +27 cm
■ Recommended mattress dimension	: 85 x 194 x 12 cm
■ Autoregression (Backrest / Legrest)	: 8 cm / 4 cm
■ Safe Operating Load (Inc. Mattres and Accessories)	: 230 kg
■ Weight	: ~ 133 kg
■ Volume	: 1,14 m ³

ELECTRICAL SPECIFICATIONS

■ Power Input	: 230 V AC 50 Hz Max 1 A
■ Power Output	: 24 V DC
■ Electrical Current Protection	: Class 1, Type B
■ Liquid and Dust Protection	: IP54 – IP66



* RL : Laminate color options page 82.